

Step 1:

Open Mozilla Firefox 3.5 or higher or Internet Explorer 7.0 or higher.

-Go to: <http://ero.eschoolsolutions.com>



or



Step 2:

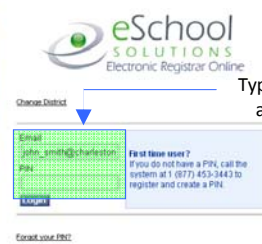

Enter the Organization ID: **49602**

Type in the Organization's ID



Step 3:

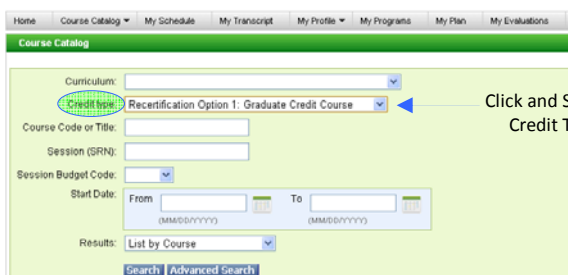
Enter your GroupWise email as your username and the last four digits of your social security number as your PIN.



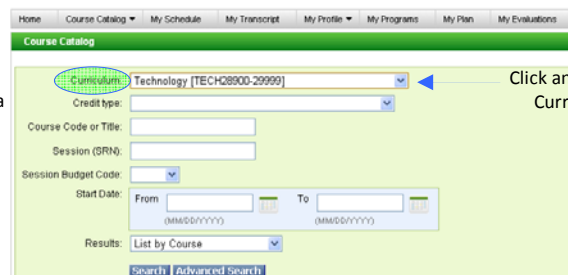
Type in your Email and Password

Step 4:

You can search by: curriculum area, credit type, or date range by clicking on **Course Catalog**.



Click and Select a Credit Type



Click and Select a Curriculum

Step 5:

If you know the session number (SRN) of the course you wish to register for enter it into the SRN field and click search.

Home Course Catalog My Schedule My Transcript My Profile My Programs My Plan My Evaluations

Course Catalog

Curriculum:

Credit type:

Course Code or Title:

Session (SRN): Type in a Session Number

Session Budget Code:

Start Date: From To

Results:

Search Advanced Search

Step 6:

Click on the course and section that you wish to register for.

Search Advanced Search

Course Title	Course Code	Starts	Register ?
20 GRAD: Digital Storytelling with MovieMaker	TECH29516	Tue 11/01/11	Select
20 GRAD: Engaging Learners through SMART Response (SENTEO Clickers)	TECH29924	Tue 09/27/11	Select
20 GRAD: Using the Interactive SMART Board to Enhance Learning - Lesson Building Seminar	TECH29913	Thu 10/27/11	Select
20 GRAD: Using the Interactive SMART Board to Enhance Learning - ADVANCED	TECH29918	Mon 11/07/11	Select
20 GRAD: Using the Interactive SMART Board to Enhance Learning - BEGINNING	TECH29912	Tue 09/27/11	Select
20 GRAD: Using the Interactive SMART Board to Enhance Learning - INTERMEDIATE	TECH29915	Thu 10/27/11	Select
20 RECERT: Using the Interactive SMART Board to Enhance Learning - BEGINNING	TECH29315	Mon 10/03/11	Select
20 RECERT: Web 2.0: Using the New Generation of the Web to Engage Learners	TECH29224	Mon 11/07/11	Select
Advanced ETV StreamlineSC (United Streaming) & Ways to Integrate it in the Classroom	TECH29799	Tue 11/08/11	Select
ONLINE COURSE VOUCHER REQUEST: PRS Teacherline	TECH29704	Mon 01/03/11	Select
Workshop: Time Management with Group/Use Client--Calendar & Advanced Features	TECH29011	Wed 10/12/11	Select
Workshop: CCSD Laptop Orientation	TECH29089	Mon 09/26/11	Select
Workshop: eChalk Site Manager Training	TECH29117	Tue 10/25/11	Select
Workshop: ETV StreamlineSC United Streaming & OnePlaceSC	SS26162	Thu 10/20/11	Select

Step 7:

Click the register button on the left hand side of the screen. Pay close attention to the location and dates for the section you register for.

COURSE INFORMATION [Return to List](#)

Course Code: TECH29799

Course Title: Advanced ETV StreamlineSC (United Streaming) & Ways to Integrate it in the Classroom

Description: In this session you will discover how to search ETV StreamlineSC for presentations, songs, writing prompts, lesson plans, the Atlas, Theme Pages, STEM content and how to upload your own content.

When it comes to integrating StreamlineSC into your curriculum, the possibilities are unlimited. Get ideas for ways to insert videos into presentations, use the Closed Captioning feature in Streamline, use images to create narrated slide shows, use Movie Maker to edit videos and much more. This is a showcase of what you can do with video, not a "how to."

Requirements: There are no prerequisites for this course.

SESSIONS (TOTAL SESSIONS: 2)

SRN 122979901

Total Seats	Filled Seats	Available Seats	On Wait List
20	3	17	None

Registration Starts: 09/15/2011 12:00 AM
Registration Ends: 11/08/2011 11:59 PM
Require Approval: No

Target Audience: None
Learning Method: None
Coordinators: TIMOTHY TANNER

Credit Types	Credits	Hours	Registration Fee
Recertification Option 6: Professional Training	0.00	2.00	\$ 0.00

Date/Time: Tue Nov 08, 2011 03:45 PM - 06:00 PM
Late Drop Starts:
Late Drop/No Show Fee: \$ 0.00

Location: MOULTRIE MIDDLE [Get Map](#)

Register

Note:

- You can view classes you are currently registered for by clicking **My Schedule**.
- You can view courses you have taken in the past by clicking **My Transcript**.
- You can view and complete evaluations by clicking on **My Evaluations**.